

Collision Report Form

Accident Information

DATE _____ TIME _____ AM/PM _____

COLLISION LOCATION _____

OTHER CAR _____ MAKE _____ YEAR _____

LICENSE PLATE # _____

DRIVER _____

ADDRESS _____

CITY/STATE/ZIP _____

DRIVER'S LICENSE # _____ STATE _____

REGISTERED OWNER _____

ADDRESS _____

CITY/STATE/ZIP _____

DRIVER'S LICENSE # _____ STATE _____

POLICE OFFICER BADGE # _____ STATE _____

OTHER INSURANCE CO. _____

AGENT _____ POLICY # _____

Occupants of other vehicle

1. NAME _____

ADDRESS _____

CITY/STATE/ZIP _____

PHONE # _____

INJURED: YES NO

2. NAME _____

ADDRESS _____

CITY/STATE/ZIP _____

PHONE # _____

INJURED: YES NO

3. NAME _____

ADDRESS _____

CITY/STATE/ZIP _____

PHONE # _____

INJURED: YES NO

Witnesses

1. NAME _____

ADDRESS _____

CITY/STATE/ZIP _____

PHONE # _____

2. NAME _____

ADDRESS _____

CITY/STATE/ZIP _____

PHONE # _____

3. NAME _____

ADDRESS _____

CITY/STATE/ZIP _____

PHONE # _____

4. NAME _____

ADDRESS _____

CITY/STATE/ZIP _____

PHONE # _____

What to do in the event of a collision

Stop your vehicle immediately. You must remain at the scene of the accident until a police officer arrives, unless you are injured and need immediate medical attention. If possible, you may render aid to those who need it. Be careful not to move an injured person, as that may complicate the injury.

Notify the police. Call from a nearby phone. A bystander or passing driver will often do this for you.

Warn other drivers. To prevent further damage, set flares. At night you can alert other drivers with a flashlight.

Report to the proper authorities. In many states you are required to report any collision, regardless of who is at fault, to your motor vehicles department within a specified amount of time. Make sure that you comply with the requirements for your state.

Gather the facts. You should get names and addresses from the drivers of other involved vehicles, as well as those from any of their passengers. You should also get the names and phone numbers of any witnesses. Making notes about significant circumstances concerning the collision is important. Include all pertinent information.

Watch what you say. You should never admit that you are at fault, nor should you offer any opinion as to the cause of the collision. Do not make payments to other parties and do not accept hurried settlements for any claim you think you might have. Let investigators settle the matter.

Notify your insurance company immediately. Remember that time is important. Call your agent immediately. If you are unable to reach your agent, mail a completed collision report form as soon as possible.

Additional Comments

Diagram of collision

Use this space to draw a picture representing the collision.

Conditions

ROAD SURFACE _____

WEATHER _____

LIGHT _____

OTHER _____

Eugene Loo
 Attorney at Law
 95 Eddy Rd Suite 025
 Manchester, NH 03102

Loo Law PLLC

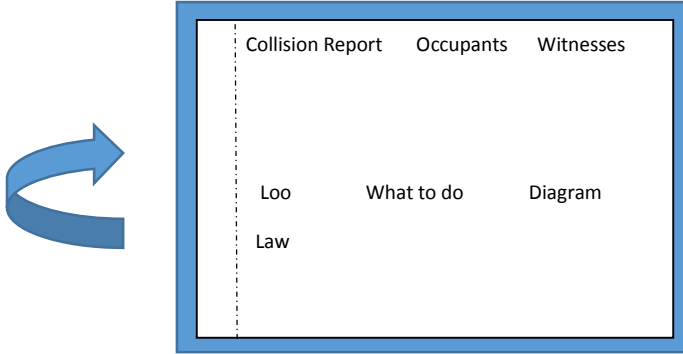
603.413.6003 • LooLawNH@gmail.com • LooLawNH.com

"IN MATTERS OF TRUTH AND JUSTICE, THERE IS NO DIFFERENCE BETWEEN LARGE AND SMALL PROBLEMS, FOR ISSUES CONCERNING THE TREATMENT OF PEOPLE ARE ALL THE SAME."

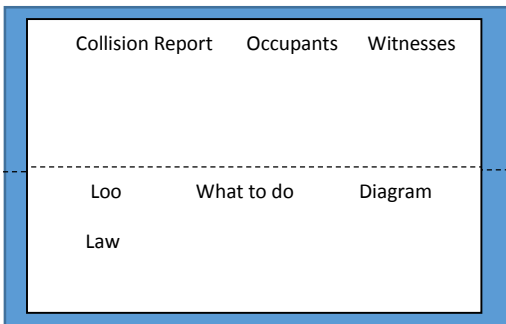
-ALBERT EINSTEIN

How to fold the accident information collection booklet to fit into the glove box:


1. Print the booklet on 8.5 x 11 paper.
2. Cut or fold the extra tab under the word side of the paper.



3. Fold the paper in half the long way so the words are on the outside.



4. Hold the Loo Law Side in front of you and fold that part to the back.



5. Now fold the remaining part in half:

